











Group:	LBA	Notes:
Form:	SP1005-LBA	Refer to SP1005-DWG for major component drawing.
Date:	February 5, 2019	Refer to TSB-3002 for hardware kit breakdown.
File:	Alternator Parts List Section	

Component View	Front Housing Spacer, bearing, retainer	Rotor	Rear Housing & Rectifier	Stator	Regulator
					
Model	1	2	3	4	5
Sales # 110-900 LBA2106	A014103263S	A020106424S	A011103549S	A022102147S	8RG2138S
LBA2106GH	A014103263S	A020102928S	A011103549S	A022102147S	8RG2138S
Sales # 110-901 LBA2107	A014103263S	A020104015S	A011103549S	A022102147S	8RG2138S
LBA2107GH	A014103263S	A020106427S	A011103549S	A022102147S	8RG2138S
Sales # 110-902 LBA2108	A014103263S	A020106424S	A011103549S	0180000F29S	8RG2138S
LBA2108GH	A014103263S	A020106426S	A011103549S	0180000F29S	8RG2138S
Sales # 110-573 LBA2115	A014103263S	A020106424S	A011103549S	0180000F29S	8RG2138S
Sales # 110-907 LBA2116	A014103263S	A020104015S	A011103549S	A022102147S	8RG2120S
LBA2116GH	A014103263S	A020106427S	A011103549S	A022102147S	8RG2120S
Sales # 110-908 LBA2117	A014103263S	A020106424S	A011103549S	0180000F29S	8RG2120S
LBA2117GH	A014103263S	A020106426S	A011103549S	0180000F29S	8RG2120S
Sales # 110-903 LBA2118	A014103263S	A020106424S	A011103549S	A022102147S	8RG2138S
LBA2118GH	A014103263S	A020102928S	A011103549S	A022102147S	8RG2138S

To convert alternators to use a remote regulator replace existing regulator with A038102788S cover (See TSB-1112).

Important: The information contained in this bulletin is intended for use by trained, professional technicians who have the proper tools, equipment, and training to perform the required maintenance described above. This information is NOT intended for 'do-it-yourselfers', and you should not assume that this information applies to your equipment. If you have any questions regarding this information please visit our website at www.prestolite.com, or contact our technical service department at:




Group:	LBA	Notes:
Form:	SP1005-LBA	Refer to SP1005-DWG for major component drawing. Refer to TSB-3002 for hardware kit breakdown.
Date:	February 5, 2019	
File:	Alternator Parts List Section	

Component View	Front Housing Spacer, bearing, retainer	Rotor	Rear Housing & Rectifier	Stator	Regulator
					
Model	1	2	3	4	5
Sales # 110-904 LBA2119	A014103263S	A020104015S	A011103549S	A022102147S	8RG2138S
LBA2119GH	A014103263S	A020106427S	A011103549S	A022102147S	8RG2138S
Sales # 110-905 LBA2120	A014103263S	A020106424S	A011103549S	0180000F29S	8RG2138S
LBA2120GH	A014103263S	A020106426S	A011103549S	0180000F29S	8RG2138S
Sales # 110-906 LBA2124	A014103263S	A020106424S	A011103549S	A022102147S	8RG2120S
LBA2124GH	A014103263S	A020102928S	A011103549S	A022102147S	8RG2120S
LBA2127	A014103263S	A020104015S	A011103549S	A022102147S	8RG2104S
LBA2128	A014103263S	A020106424S	A011103549S	0180000F29S	8RG2104S
Sales # 110-921 LBA2153	A014103263S	A020106425S	A011103549S	0180000F29S	8RG2120S
Sales # 110-923 LBA2195	A014103263S	A020106425S	A011103551S	0180000F29S	8RG2113S
LBA2198MDH	A014103263S	A020102928S	A011105581S	0143799S93S	8RG2138S
LBA2199MDH	A014103263S	A020106411S	A011103549S	A022103253S	8RG2138S
LBA2201H Navistar 3700301C91	A014103263S	A020106411S	A011105581S	0180000F29S	8RG2138S
LBA2271	A014103263S	A020106412S	A011103549S	0180000F29S	8RG2135BS
LBA2411GH	A014103263S	A020106425S	A011103549S	0180000F29S	8RG2124S
LBA2407	A014103263S	A020103817S	A011103549S	0180000F29S	8RG2144S
LBA3067	A014102964S	A020106456S	A011104009S	A022103578S	8RG3078S

To convert alternators to use a remote regulator replace existing regulator with A038102788S cover (See TSB-1112).




Important: The information contained in this bulletin is intended for use by trained, professional technicians who have the proper tools, equipment, and training to perform the required maintenance described above. This information is NOT intended for 'do-it-yourselfers'; and you should not assume that this information applies to your equipment. If you have any questions regarding this information please visit our website at www.prestolite.com, or contact our technical service department at:

Group:	LBA	Notes:
Form:	SP1005-LBA	Refer to SP1005-DWG for major component drawing. Refer to TSB-3002 for hardware kit breakdown.
Date:	February 5, 2019	
File:	Alternator Parts List Section	

Component View	Fan	Hardware Kit	Overhaul Kit Bearings, slip ring, brush holder, "O" ring
			
Model	6	7	8
Sales # 110-900 LBA2106	A041102916S	K212104110S	K183104053S
LBA2106GH	A041102916S	K212104110S	K183104053S
Sales # 110-901 LBA2107	A041102916S	K212104110S	K183104053S
LBA2107GH	A041102916S	K212104110S	K183104053S
Sales # 110-902 LBA2108	A041102916S	K212104110S	K183104053S
LBA2108GH	A041102916S	K212104110S	K183104053S
Sales # 110-573 LBA2115	A041102916S	K212104110S	K183104053S
Sales # 110-907 LBA2116	A041102916S	K212104110S	K183104053S
LBA2116GH	A041102916S	K212104110S	K183104053S
Sales # 110-908 LBA2117	A041102916S	K212104110S	K183104053S
LBA2117GH	A041102916S	K212104110S	K183104053S
Sales # 110-903 LBA2118	A041102916S	K212104110S	K183104053S
LBA2118GH	A041102916S	K212104110S	K183104053S

Important: The information contained in this bulletin is intended for use by trained, professional technicians who have the proper tools, equipment, and training to perform the required maintenance described above. This information is NOT intended for 'do-it-yourselfers', and you should not assume that this information applies to your equipment. If you have any questions regarding this information please visit our website at www.prestolite.com, or contact our technical service department at:

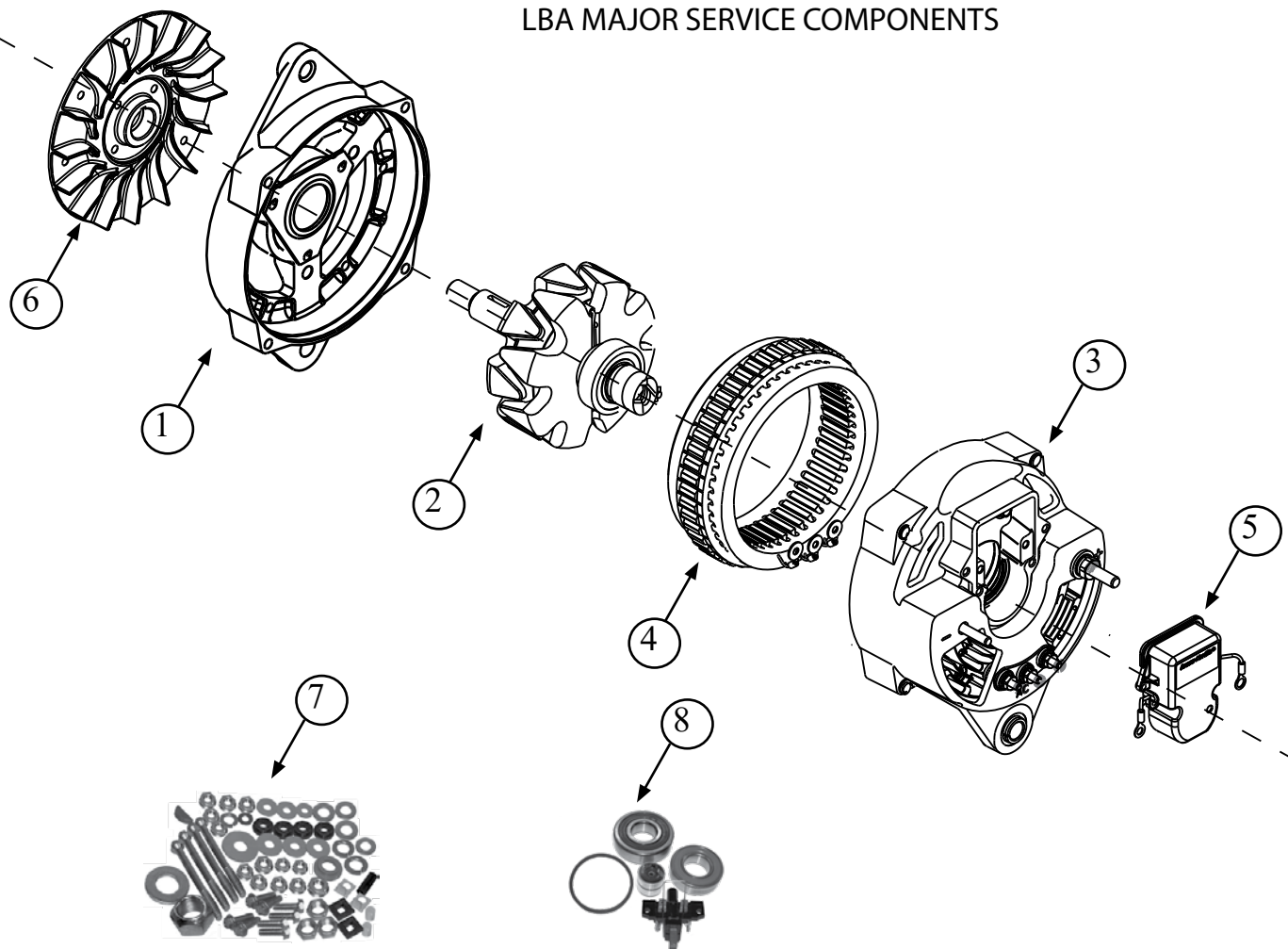
Group:	LBA	Notes:
Form:	SP1005-LBA	Refer to SP1005-DWG for major component drawing.
Date:	February 5, 2019	Refer to TSB-3002 for hardware kit breakdown.
File:	Alternator Parts List Section	

Component View	Fan	Hardware Kit	Overhaul Kit Bearings, slip ring, brush holder, "O" ring
			
Model	6	7	8
Sales # 110-904 LBA2119	A041102916S	K212104110S	K183104053S
LBA2119GH	A041102916S	K212104110S	K183104053S
Sales # 110-905 LBA2120	A041102916S	K212104110S	K183104053S
LBA2120GH	A041102916S	K212104110S	K183104053S
Sales # 110-906 LBA2124	A041102916S	K212104110S	K183104053S
LBA2124GH	A041102916S	K212104110S	K183104053S
LBA2127	A041102916S	K212104110S	K183104053S
LBA2128	A041102916S	K212104110S	K183104053S
Sales # 110-921 LBA2153	A041102916S	K212104110S	K183104053S
Sales # 110-923 LBA2195	A041102916S	K212104110S	K183104053S
LBA2198MDH	A041102916S	K212104110S	K183104053S
LBA2199MDH	A041102916S	K212104110S	K183104053S
LBA2201H Navistar 3700301C91	A041102916S	K212104110S	K183104053S
LBA2271	A041102916S	K212104110S	K183104053S
LBA2411GH	A041102916S	K212104110S	K183104053S
LBA2407	A041102916S	K212104110S	K183104053S
LBA3067	A041103292S	K212104110S	K183104053S

Important: The information contained in this bulletin is intended for use by trained, professional technicians who have the proper tools, equipment, and training to perform the required maintenance described above. This information is NOT intended for 'do-it-yourselfers', and you should not assume that this information applies to your equipment. If you have any questions regarding this information please visit our website at www.prestolite.com, or contact our technical service department at:

Group:	LBA	Notes:
Form:	SP1005-DWG	Refer to SP1005-LBA for parts breakdown. Refer to
Date:	July 7, 2017	TSB-3002 for hardware kit breakdown.
File:	Alternator Parts List Section	

LBA MAJOR SERVICE COMPONENTS



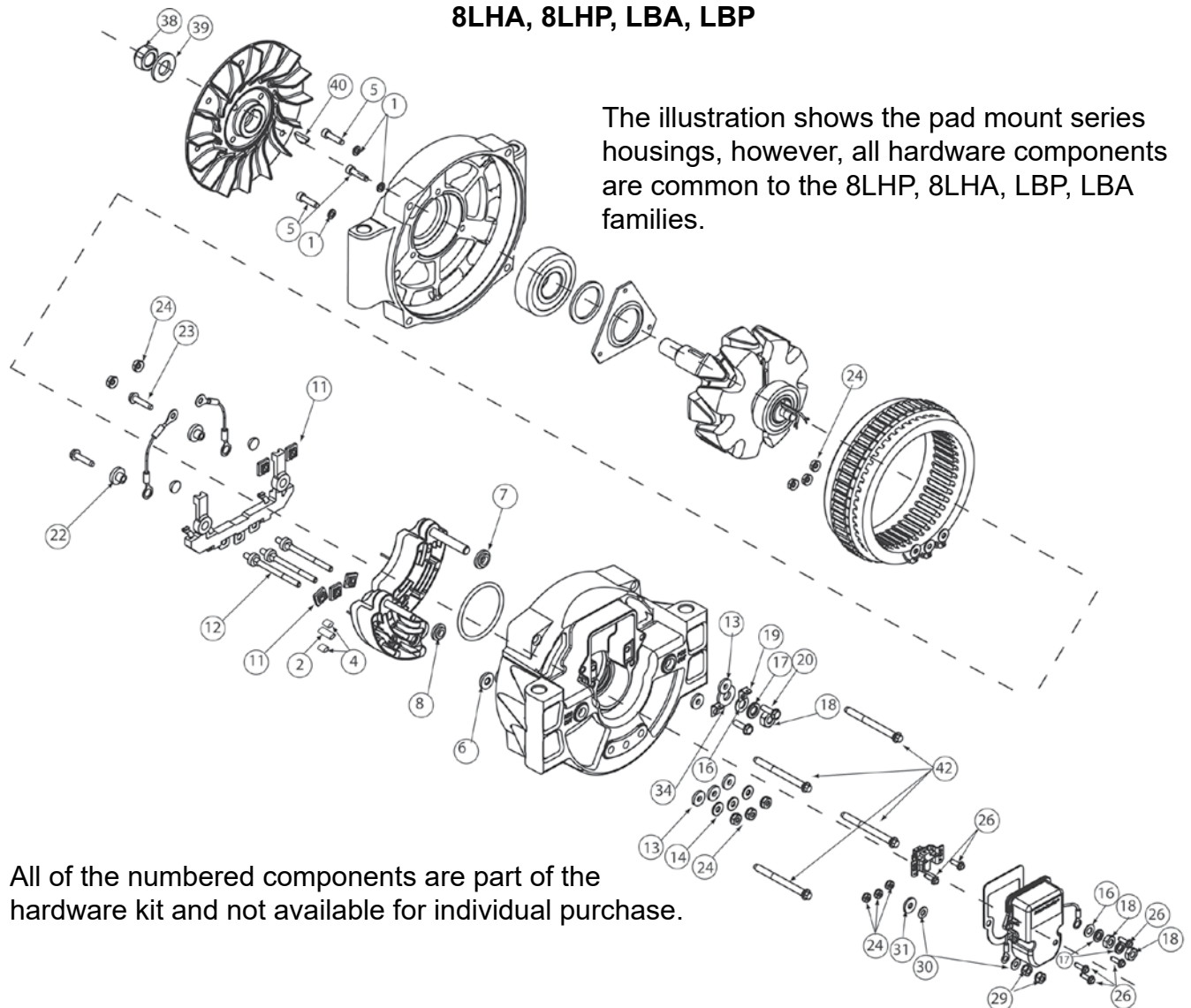
See TSB-3002
for Hardware Kit
breakdown

Important: The information contained in this bulletin is intended for use by trained, professional technicians who have the proper tools, equipment, and training to perform the required maintenance described above. This information is NOT intended for 'do-it-yourselfers', and you should not assume that this information applies to your equipment. If you have any questions regarding this information please visit our website at www.prestolite.com, or contact our technical service department at:

Source: Leece-Neville Heavy Duty Systems Division - Arcade, NY USA
Date: JULY 7, 2017
Bulletin No: TSB-3002
Models: 8LHA, 8LHP, LBA, LBP series alternators
Subject: Hardware service kit K2121041105

8LHA, 8LHP, LBA, LBP

The illustration shows the pad mount series housings, however, all hardware components are common to the 8LHP, 8LHA, LBP, LBA families.



All of the numbered components are part of the hardware kit and not available for individual purchase.

See page 2 for key descriptions and usage

Important: The information contained in this bulletin is intended for use by trained, professional technicians who have the proper tools, equipment, and training to perform the required maintenance described above. This information is NOT intended for 'do-it-yourselfers'; and you should not assume that this information applies to your equipment. If you have any questions regarding this information please visit our website at www.prestolite.com, or contact our technical service department at:

Date: JULY 7, 2017

Bulletin No: TSB-3002

Note: All of these components are part of the hardware kit and not available for individual purchase.

Description	QTY	Key	Where used
WSHR LCK #10 IND 2NBRN	3	1	Small lock washer used on front housing retainer screw
INSULATOR SLEEVE	1	2	Black, center AC tap. Insulate AC tap from housing and rectifier.
INSULATOR SLEEVE	2	4	Clear, two outer AC taps. Insulate AC taps from rear housing.
BRG RET SCRW 10-32 3/	3	5	Attaches front housing retainer plate
WSHR INSL #10 BOLT	4	6	4 used AC taps rear rectifier internal.
WSHR INSL 5/16.09THX.8	1	7	Internal red positive post insulator
WSHR INSL 1/4 BOLT	1	8	Internal negative post insulator
INSULATOR	2	11	3 internal between lead frame and rectifier. 2 internal at outmost AC taps between rectifier and lead frame
WSHR INSL #10.09THX9/1	5	13	Fiber washer insulator on external 3 AC taps and 2 internal on the lead frame
WASHER FLT.203-.500-.0	2	14	Flat washer AC tap
WSHR FLT .328-.625-	2	16	External positive post flat washer
WSHR LCK 5/16 MD SPT	3	17	Positive post lock washer
NUT 5/16-24X9/16X7/32	3	18	Positive post nuts
RING TERMINAL - 1/4	2	19	Male spade turn on terminals
SCREW, MACH. 10-24X/63	2	20	Attaches lead frame terminals
SCREW,MACH-10-24X.63	2	23	Used to attached turn on leads to rectifier.
NUT CON LOCK 10-24-1/8	11	24	3 stator to AC taps internal, 6 external AC taps, 2 internal behind regulator attaches AC turn on spades
SCR TPG 10-32X.62 1/4H	6	26	4 used to mount regulator to rear housing. 2 used to attach brush
NUT CONL 1/4-28 3/16TK	2	29	External negative post nuts
WSHR FLT .266-.562-	2	30	External negative post flat washer
WSHR INSL 1/4.09THX3/4	1	31	External negative post insulator washer
WSHR INSL 5/16 BOLT	1	34	External positive post insulator
5/8-18NF-2B PULLEY LCK	1	38	Pulley Nut
WASHER FLAT	1	39	Pulley nut flat washer
KEY, WOODRUFF #8	1	40	Rotor Shaft at Pulley
THRU-BOLT 1/4-20 2.75L	4	42	Through Bolts (External end frames)

Important: The information contained in this bulletin is intended for use by trained, professional technicians who have the proper tools, equipment, and training to perform the required maintenance described above. This information is NOT intended for 'do-it-yourselfers', and you should not assume that this information applies to your equipment. If you have any questions regarding this information please visit our website at www.prestolite.com, or contact our technical service department at: